

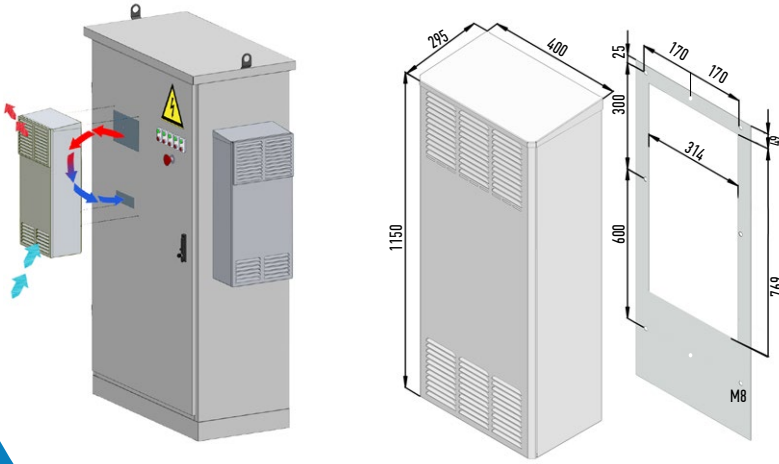
2700 Watt Soğutma Kapasitesi
2700 Watt Cooling Capacity

Dikili Tip, Dış Ortam Kliması
Wall Mount / Outdoor Type

Dijital Smart Kontrol, Haberleşmeli
Digital Smart Controller

A Sınıfı Ekipman
A Class Equipment

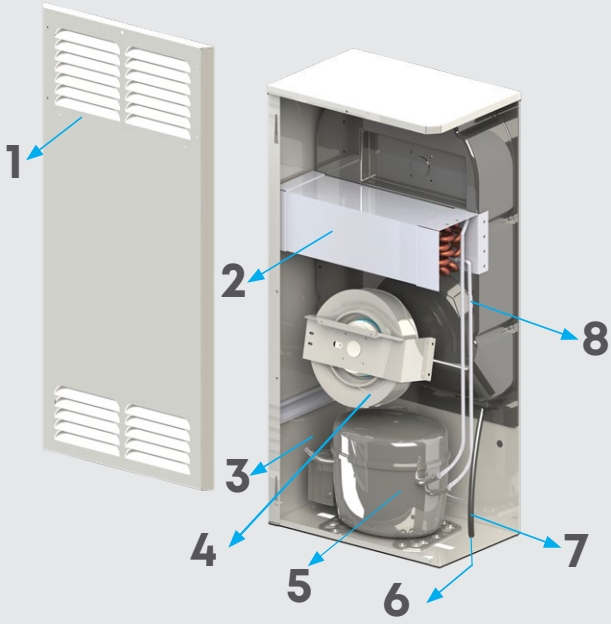
Geniş Lamel Aralıklı Özel Kondanser
Large Space Between Fins of Condenser Unit



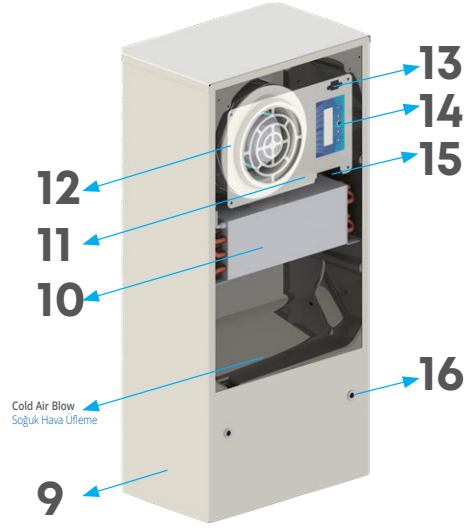
TEKNİK BİLGİLER	TECHNICAL DETAILS	Svk (O-3000)
Soğutma Kapasitesi (L35 / L35)	Cooling Capacity (L35 / L35)	2700 W
Soğutucu Gaz Tipi	Type Of Refrigerant	R 134a
Soğutucu Gaz Miktarı	Amount Of Refrigerant	670 gr
Fabrika Termostat Değeri	Default Thermostat Setting	34 °C
Difransiyel	Hysteresis	4 °C
Dış Ünite Fan Debisi	External Circuit	1175 m ³ /h
İç Ünite Fan Debisi	Internal Circuit	945 m ³ /h
Enerji Frekansı	Rated Frequency	50/60 Hz
Enerji Voltajı	Input Voltage	230 V
Çekilen Güç	Power Absorbed L35 L35	1250 W
Çalışma Akımı	Running Current	5.7 A
Başlangıç Akımı	Starting Current	6.2 A
Ağırlık	Weight	53 kg
Yükseklik x Genişlik x Derinlik	Height x Width x Depth mm	1150X400X295
Metal Aksam Cinsi	Corrosion Protection (cover)	Galvanized
Montaj Şekli	Orientation	Wall Mount
Koruma Sınıfı	System of Protection	IP55 / IP65
Çalışma Aralığı	Ambient Air Temperature	0 °C ... +55 °C
Kompresör	Compressor	Embraco
Fanlar	Fans	EbmPapst



PRODUCT PARTS



1. Steel Cover / 1 mm Galvanized + Polyester Electrostatic Paint
2. Condanser Unit / 0.8 mm copper pipe, aluminum fin, 2.7 mm distance
3. Electronic Control Card / 3 sensors, by ethernet, thermostat card
4. Condanser Fan / EbmPapst fan
5. Compressor / Embraco, High pressure, hermetic compressor
6. Drainage Nipple / Brass material, M10, Hose nozzle for water exit
7. Drain Hose / Transparent water hose for water exit
8. Copper pipe / 0.8 mm copper



9. Steel Body / 1 mm Galvanized + Polyester Electrostatic Paint
10. Evaporator Unit / 0.8 mm copper pipe, aluminum lamella, 2.7 mm fin distance
11. Fan Vent / 1 mm Galvanized + Polyester Electrostatic Paint
12. Evaporator Fan / EbmPapst Axial fan
13. Ethernet Socket / socket for communication
14. Display / LED monitor and control keys
15. Spring Terminal Connector / Power supply and cable entry
16. Rivet nuts / Six corner body, aluminum (6 pieces)

- 1 Diş ortam koşullarına uygun, özel tasarım
Special design suitable for outdoor conditions.
- 2 Dijital gösterge ve akıllı elektronik kontrol
Smart digital display and Smart electronic control
- 3 Ethernet ve RS485 Haberleşme ile uzaktan kontrol
Remote control with Ethernet and RS485 Communication
- 4 Kapı switch bağlantısı
Door switch connection
- 5 Arıza ikaz sistemi / kuru kontak; hatalar PLC'de okunabilir ya da 220 V çıkış alınabilir
Fault warning system/dry contact; faults can be read on PLC or 220 V output


ELECTRONIC CONTROL



Display



Control Boards



Ethernet

INSTALLATION


1 Template



2 Cutting



3 Fixing



4 Energy

